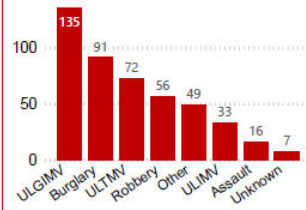
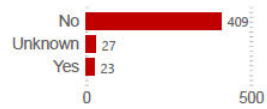


Offence Information



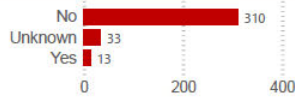
Most Serious Offence Type



Charges laid



Fleeing driver incident*



Ram raid incident*

* Data only recorded from 24 February 2023 onwards

Police History

Any prior recorded offences	Yes	No	Unknown
	310	135	9



Previously reported missing**

** Data only recorded from 18 January 2023 onwards



Prior care report (s48)

National Financial Summary

Total budget

\$3,583,000

YTD expenditure as at 31 October

\$571,000

2023/24 forecast

\$3,119,000

Fast Track commenced formally in December 2022 and has been expanded over several SCF and YJ sites. Funding has now been allocated to nine SCF sites.

Establishment of sites has taken longer than expected due to competing pressures across the social sector, however once commitments are made, activity and expenditure will proceed rapidly

The forecasted average cost of taskforce contract per participant is **\$20,500**

The projected cost per child in the youth justice cohort is **\$285,000**

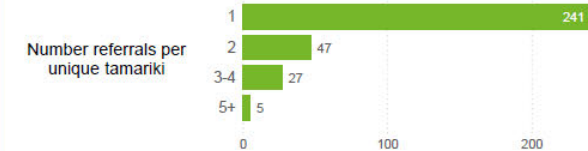
National Referrals Summary

459 Total referrals

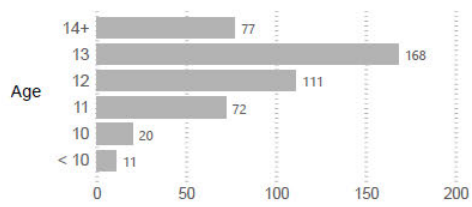
18 Referrals this week

320 Unique tamariki

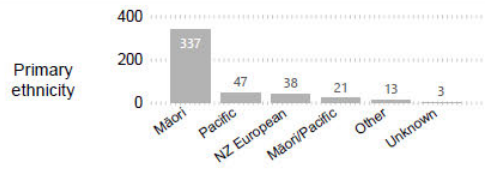
25% Of the 320 unique tamariki have been referred more than once



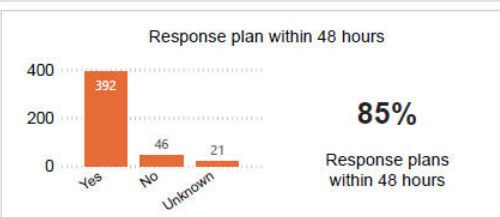
Demographics



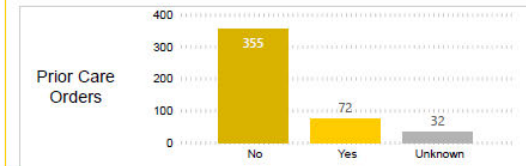
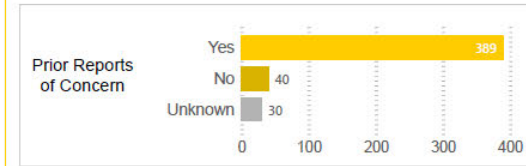
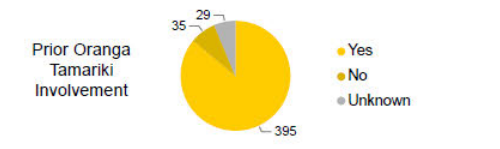
Gender	Male	Female	Non-Binary	Unknown
	360	96	1	2



Initial Meeting & Planned Response Timing



Oranga Tamariki History



Data Caveats & Information

All data is manually collated and as such is open to human error and interpretation. Note this dashboard includes counts of both referrals and unique tamariki. A referral is an instance where police refer a tamariki for an integrated response and one unique tamariki may be referred on several occasions (in a fictitious example, Bob may be referred once in January for ULGIMV and once in February for burglary - this would be counted as two referrals for one unique tamariki)